

Scaled data based on original data using
LM-79-08 Approved Method: Electrical and Photometric Measurements of Solid-
State Lighting Products

Test Report Prepared for
Cooper Lighting Solutions
(formerly Eaton)

Brand: STREETWORKS

Report Number: P383459

Luminaire Tested: **GAN-SA7C-735-U-T3**

Issue Date: 3/3/2020

Test Information

Test Method: LM-79-08
Report Number: P383459
TEST IS SCALED FROM IESNA LM-79-08 TEST DATA (G2-1903-205-14)
Test Lab: INNOVATION CENTER
Issue Date: 3/3/2020
Manufacturer: COOPER LIGHTING SOLUTIONS (FORMERLY EATON)
Product Line: STREETWORKS
Catalog Number: GAN-SA7C-735-U-T3
Description: GALLEON AREA AND ROADWAY LUMINAIRE
(7) 70 CRI, 3500K, 1050mA LIGHTSQUARES WITH 16 LEDS EACH AND TYPE III OPTICS
Light Source: -
Ballast/Driver: ELECTRONIC DRIVER

Summary

Lumens per Lamp: N/A
Luminaire Lumens: 46613.7 lumens
Efficiency: N/A
Efficacy: 119.2 lumens/watt
Luminous Opening: Rectangular (W 2' x L: 1' x H: 0')
IES Classification: Type III - Short
BUG Rating: B4 - U0 - G5

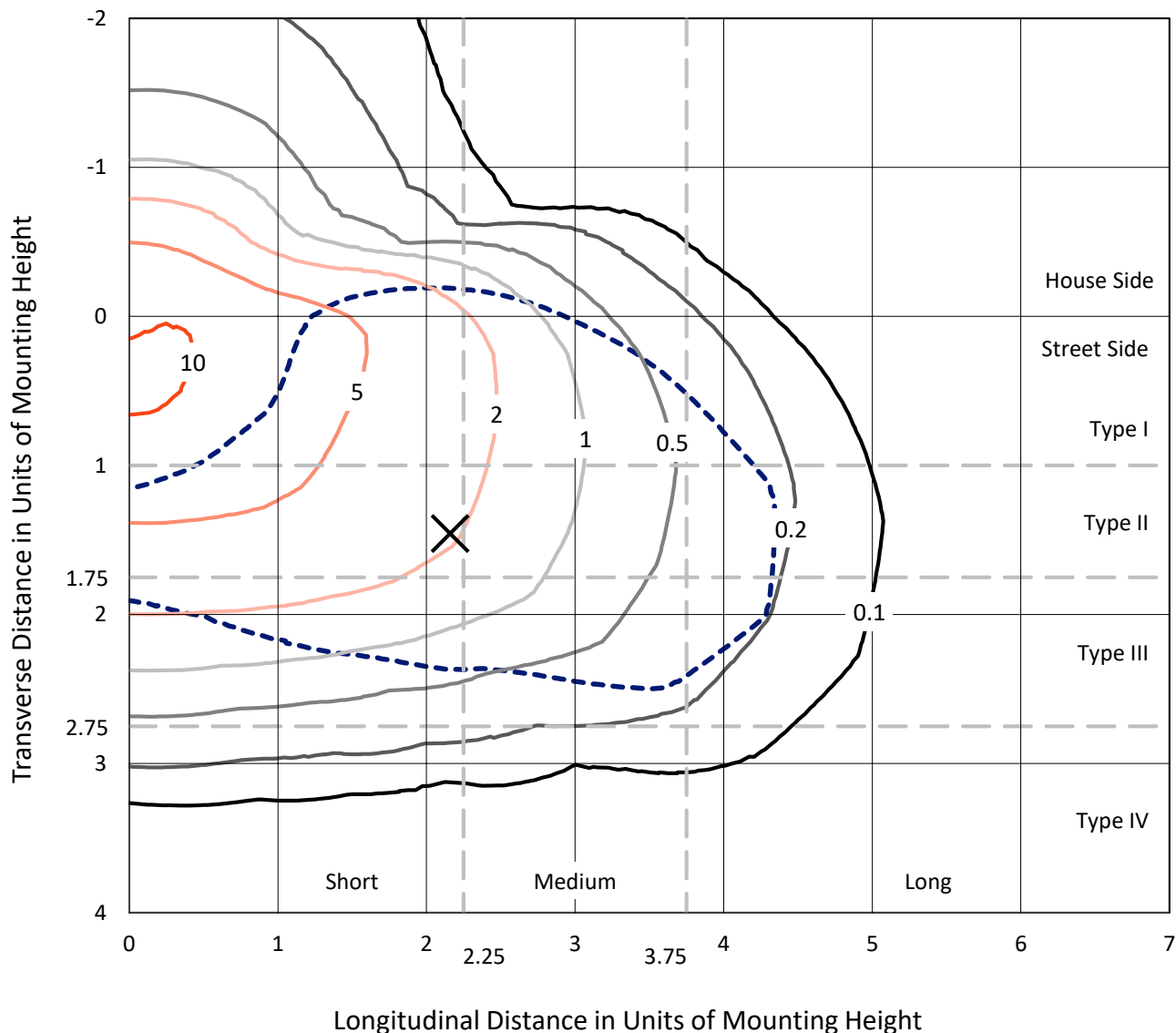
Input Watts (W): 391
Input Voltage (V): NR
Input Current (Ain): NR
Voltage Rise (V): NR
Power Factor: NR
Total Harmonic Distortion (THDi): NR
Frequency (hertz): 60
Stabilization Time: NR
Operation Time: NR
Ambient Temperature (°C): NR
Test Distance: 24 FT



REPORT NUMBER: P383459
 CATALOG NUMBER: GAN-SA7C-735-U-T3

Iso-Footcandle Lines of Horizontal Illumination

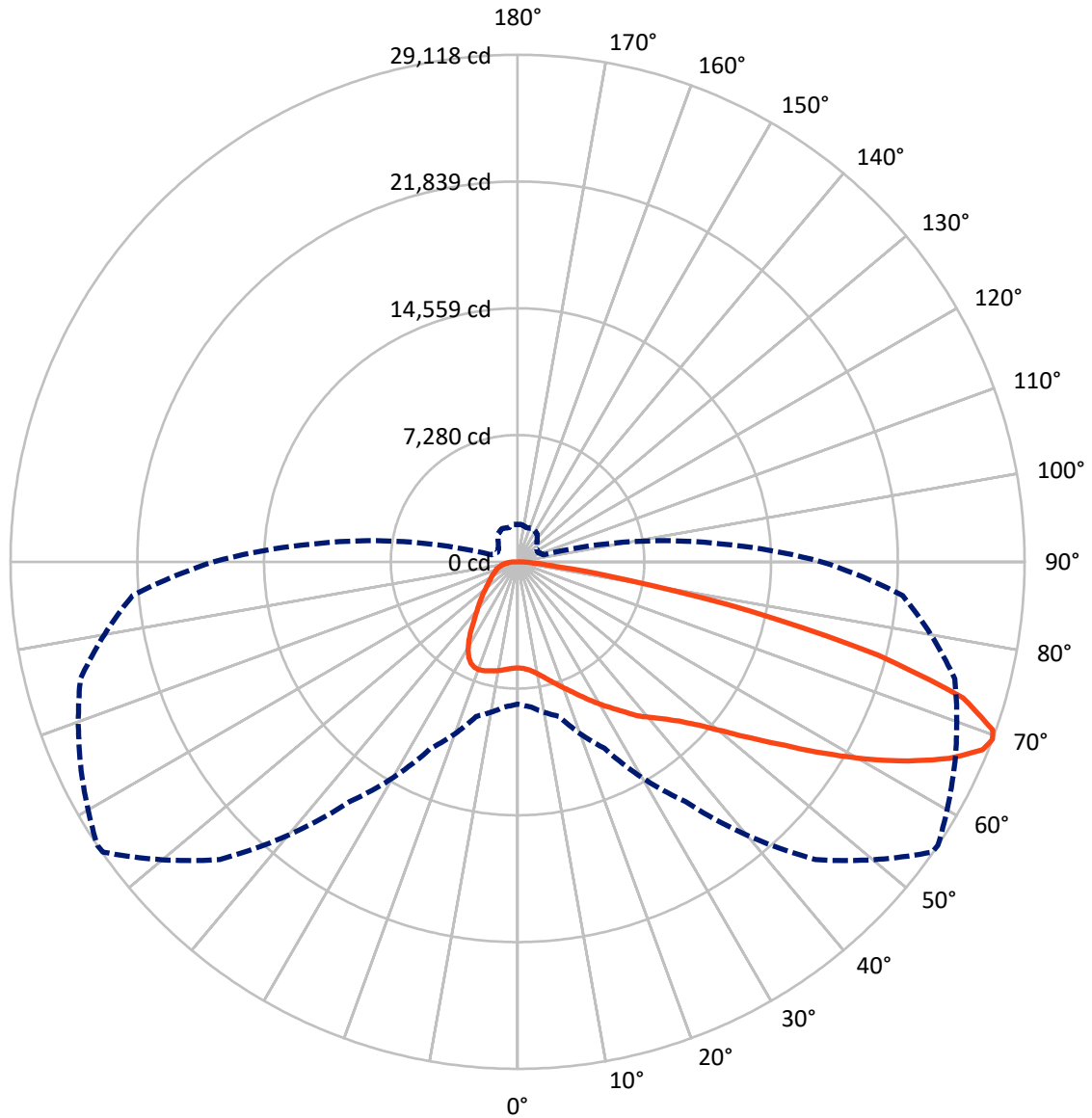
✕ Max cd
 - - - 1/2 Max cd



Based on 25 foot mounting height. Maximum calculated value = 10.6 fc
 Type III - Short - N/A

REPORT NUMBER: P383459
CATALOG NUMBER: GAN-SA7C-735-U-T3

Luminous Intensity Polar Plot



— Vertical Plane Through 56-Deg Lateral - - - Horizontal Cone Through 69-Deg Vertical

REPORT NUMBER: P383459
 CATALOG NUMBER: GAN-SA7C-735-U-T3

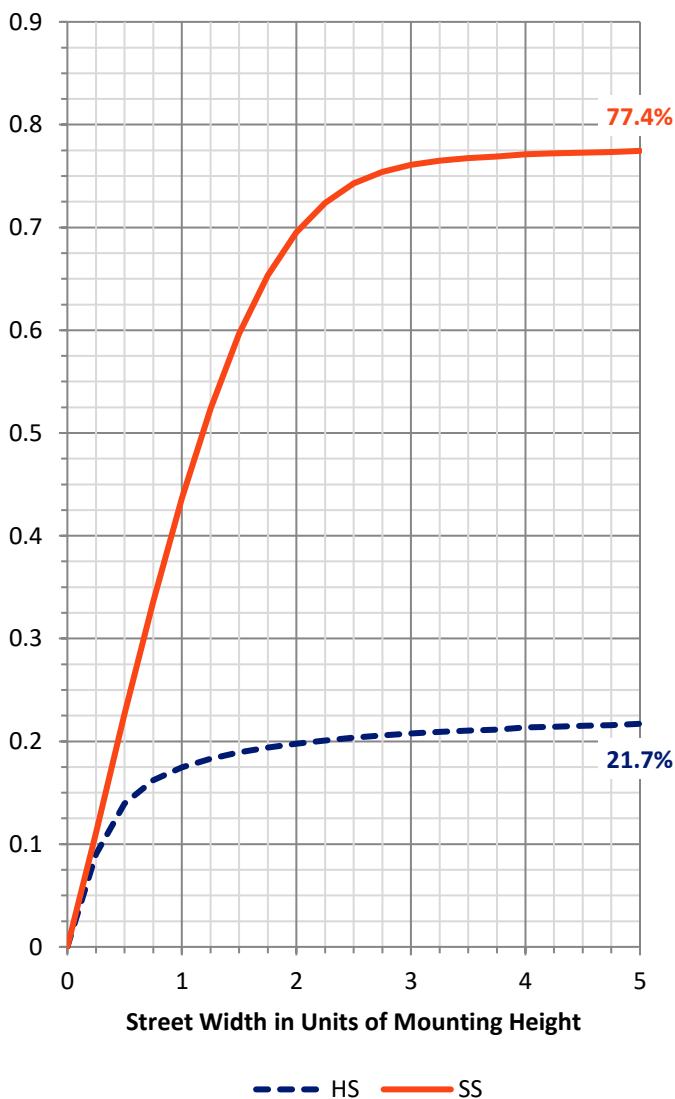
FLUX DISTRIBUTION:

		Downward	Upward	Total
House Side	Lumens	10380.8	0.0	10380.8
	% Fixture	22.3	0.0	22.3
Street Side	Lumens	36232.9	0.0	36232.9
	% Fixture	77.7	0.0	77.7
Total	Lumens	46613.7	0.0	46613.7
	% Fixture	100.0	0.0	100.0

ZONAL LUMENS:

Zone	Lumens	% Fixture
0°-10°	598.5	1.3
10°-20°	1924.6	4.1
20°-30°	3359.7	7.2
30°-40°	4826.1	10.4
40°-50°	6679.0	14.3
50°-60°	9785.7	21.0
60°-70°	11930.6	25.6
70°-80°	6596.0	14.2
80°-90°	913.5	2.0
90°-100°	0.0	0.0
100°-110°	0.0	0.0
110°-120°	0.0	0.0
120°-130°	0.0	0.0
130°-140°	0.0	0.0
140°-150°	0.0	0.0
150°-160°	0.0	0.0
160°-170°	0.0	0.0
170°-180°	0.0	0.0
0°-90°	46613.7	100.0
0°-180°	46613.7	100.0

Coefficient of Utilization

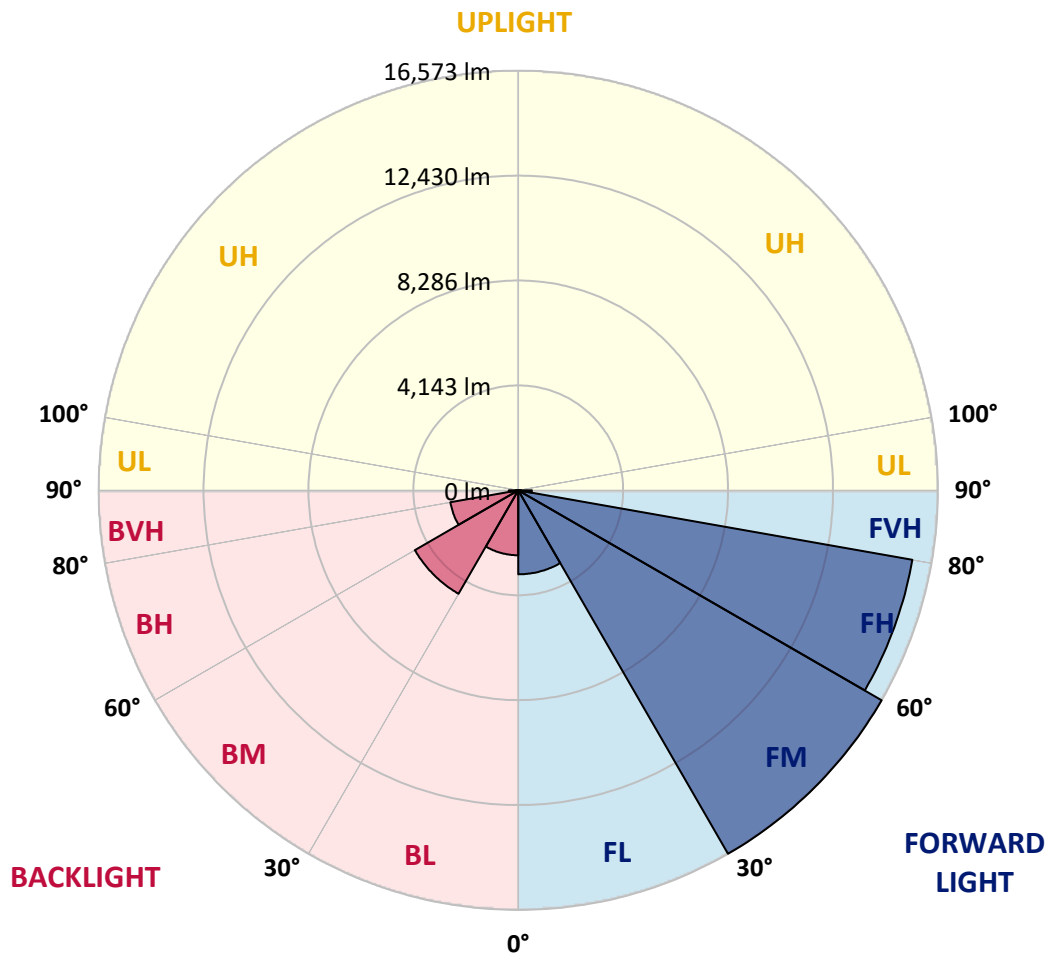


REPORT NUMBER: P383459
 CATALOG NUMBER: GAN-SA7C-735-U-T3

LUMINAIRE CLASSIFICATION SYSTEM LUMEN TABLE AND BUG RATING:

Zone	Lumens	% Fixture	Zone Rating/Lumen Limit		
			B	U	G
FL (0°-30°)	3317.5	7.1			
FM (30°-60°)	16572.9	35.6			
FH (60°-80°)	15804.4	33.9			G5
FVH (80°-90°)	538.1	1.2			G4/750
BL (0°-30°)	2565.3	5.5	B4/5000		
BM (30°-60°)	4717.8	10.1	B3/5000		
BH (60°-80°)	2722.2	5.8	B4/5000		G4/5000
BVH (80°-90°)	375.4	0.8			G3/500
UL (90°-100°)	0.0	0.0		U0/0	
UH (100°-180°)	0.0	0.0		U0/0	

BUG Rating: B4-U0-G5
 Type III Short





REPORT NUMBER: P383459

CATALOG NUMBER: GAN-SA7C-735-U-T3

CANDELA DISTRIBUTION (FULL):

	0°	5°	15°	25°	35°	45°	55°	56°	65°	75°	85°
0°	6094.0	6094.0	6094.0	6094.0	6094.0	6094.0	6094.0	6094.0	6094.0	6094.0	6094.0
2.5°	6132.6	6139.0	6134.1	6147.0	6132.6	6142.3	6134.1	6134.1	6129.4	6115.0	6098.8
5°	6228.9	6241.7	6233.7	6246.6	6228.9	6232.1	6217.7	6217.7	6203.3	6172.7	6140.6
7.5°	6379.9	6394.3	6387.9	6400.8	6376.6	6376.6	6357.4	6355.8	6326.9	6277.1	6240.2
10°	6559.7	6579.0	6572.5	6591.8	6572.5	6579.0	6559.7	6559.7	6521.2	6450.5	6403.9
12.5°	6821.4	6845.6	6827.9	6826.3	6818.3	6831.1	6815.0	6811.8	6776.5	6680.1	6615.9
15°	7171.5	7197.2	7160.3	7157.1	7112.1	7107.3	7107.3	7102.5	7080.0	6964.3	6858.4
17.5°	7574.6	7582.6	7550.5	7499.1	7441.3	7404.4	7399.6	7412.4	7412.4	7277.5	7108.9
20°	7969.7	7984.1	7958.4	7900.5	7826.7	7772.1	7733.6	7759.2	7757.6	7597.1	7357.8
22.5°	8400.0	8433.7	8395.2	8321.3	8234.6	8173.6	8106.1	8128.6	8130.2	7932.7	7601.9
25°	8957.2	8926.6	8902.6	8798.2	8674.6	8612.0	8549.3	8571.8	8565.4	8294.0	7854.0
27.5°	9450.2	9456.6	9424.5	9313.7	9170.8	9032.7	9029.5	9043.9	9019.8	8669.7	8091.7
30°	10023.5	10026.6	9981.7	9882.1	9726.4	9548.2	9506.4	9530.5	9479.1	9026.2	8342.2
32.5°	10593.6	10609.6	10559.8	10439.4	10314.1	10097.3	10013.9	10029.9	9901.4	9390.7	8600.7
35°	11093.0	11115.4	11099.4	11019.1	10882.5	10696.3	10596.7	10587.1	10428.1	9837.1	8942.8
37.5°	11602.0	11622.8	11605.2	11537.8	11483.1	11285.6	11232.6	11232.6	10956.4	10293.2	9377.9
40°	12125.5	12157.5	12136.7	12043.5	11997.0	11907.0	11780.2	11749.7	11451.0	10840.8	10087.7
42.5°	12612.0	12653.8	12737.2	12682.6	12587.9	12600.8	12345.4	12329.4	12111.0	11650.1	10978.9
45°	13302.5	13363.5	13504.8	13463.1	13443.8	13373.2	13069.7	13055.2	12971.7	12738.9	12085.3
47.5°	14055.7	14139.1	14394.5	14402.5	14609.6	14476.3	14063.7	14013.9	14033.1	14042.8	13435.8
50°	14749.4	14840.9	15260.0	15457.5	15945.7	15974.6	15314.5	15269.6	15345.1	15566.7	15009.5
52.5°	15303.4	15419.0	15942.5	16552.7	17389.3	17626.9	16854.6	16820.9	16877.0	17259.2	16788.7
55°	15709.6	15834.9	16404.9	17516.2	18852.2	19271.3	18627.4	18595.3	18630.6	19117.1	18723.7
57.5°	15804.4	15834.9	16661.8	18164.9	20087.1	21093.9	20796.8	20732.6	20559.2	20983.1	20859.4
60°	15359.5	15481.6	16449.9	18392.9	21042.5	22890.8	23064.2	22983.9	22497.3	22844.2	22744.7
62.5°	14457.1	14675.5	15658.2	18046.0	21416.7	24358.5	25288.3	25191.9	24353.7	24578.5	24100.0
65°	12983.0	13076.1	14108.7	16849.7	20941.4	25297.9	27271.4	27223.3	26168.3	25816.5	24350.5
67.5°	10346.2	10521.3	11398.0	14349.5	18996.7	25187.1	28804.9	28800.2	27353.3	26275.8	23462.4
69°	8173.6	8355.1	9190.0	11820.3	16809.6	24173.8	29062.0	29118.1	27687.4	25996.4	22193.8
70°	6516.4	6726.7	7300.0	9956.0	14868.2	22837.8	28848.4	28949.5	27623.1	25535.6	21023.3
72.5°	2773.2	2943.4	3351.3	5132.2	9061.5	17053.7	26377.0	26759.2	26134.6	23370.9	17374.9
75°	1210.8	1263.7	1448.5	2092.3	4022.5	9281.6	20663.5	21370.1	22346.4	19754.7	12942.8
77.5°	886.4	908.9	1010.1	1228.4	1805.0	3505.5	13288.1	13699.2	16115.9	14375.2	7939.1
80°	685.7	701.7	780.5	902.5	1178.7	1417.9	6060.3	6413.6	9061.5	7383.5	3306.3
82.5°	546.0	557.3	611.8	664.8	814.2	859.1	2012.0	2232.1	3344.9	2039.3	875.2
85°	507.4	520.3	539.6	485.0	521.9	504.2	870.3	910.5	1010.1	801.3	366.1
87.5°	229.6	271.4	534.7	377.4	277.8	221.6	356.5	372.5	419.1	420.7	162.2
90°	0.0	0.0	0.0	0.0	0.0	0.0	0.0	0.0	0.0	0.0	0.0



REPORT NUMBER: P383459
 CATALOG NUMBER: GAN-SA7C-735-U-T3

CANDELA DISTRIBUTION (continued):

	90°	95°	105°	115°	125°	135°	145°	155°	165°	175°	180°
0°	6094.0	6094.0	6094.0	6094.0	6094.0	6094.0	6094.0	6094.0	6094.0	6094.0	6094.0
2.5°	6108.5	6103.7	6111.7	6092.4	6116.5	6115.0	6106.9	6110.1	6126.1	6124.6	6126.1
5°	6145.4	6142.3	6151.8	6137.4	6166.3	6176.0	6177.6	6192.0	6209.7	6214.4	6214.4
7.5°	6238.6	6238.6	6243.4	6224.1	6243.4	6241.7	6233.7	6248.2	6265.9	6267.5	6265.9
10°	6399.2	6400.8	6392.7	6342.9	6326.9	6283.6	6243.4	6245.0	6267.5	6285.2	6290.0
12.5°	6601.5	6595.1	6559.7	6468.2	6400.8	6312.4	6270.7	6269.0	6291.6	6306.0	6310.9
15°	6832.7	6815.0	6723.5	6574.2	6455.3	6368.6	6301.2	6285.2	6272.3	6256.3	6257.9
17.5°	7051.1	7010.9	6858.4	6651.2	6526.0	6410.4	6280.3	6176.0	6103.7	6062.0	6049.1
20°	7272.7	7194.1	6974.0	6723.5	6564.5	6354.2	6103.7	5891.7	5760.0	5699.0	5687.8
22.5°	7475.0	7348.1	7081.6	6799.0	6534.1	6164.7	5771.3	5463.0	5279.9	5198.0	5204.5
25°	7672.5	7495.9	7194.1	6852.0	6379.9	5830.6	5308.8	4929.8	4717.8	4626.3	4623.1
27.5°	7846.0	7645.2	7316.1	6808.6	6092.4	5355.4	4761.2	4391.9	4215.3	4136.5	4123.7
30°	8045.1	7833.1	7478.3	6643.2	5671.7	4806.2	4226.5	3966.3	3841.1	3762.4	3748.0
32.5°	8287.6	8088.4	7611.5	6342.9	5133.8	4233.0	3809.0	3627.5	3513.5	3425.2	3409.1
35°	8640.8	8425.7	7645.2	5912.6	4542.8	3780.0	3502.2	3316.0	3161.9	3047.8	3036.6
37.5°	9084.1	8848.0	7568.2	5355.4	3969.5	3486.2	3246.9	3017.3	2816.6	2656.0	2630.3
40°	9723.1	9366.7	7354.6	4713.1	3547.2	3259.8	2998.0	2736.3	2487.4	2299.5	2262.5
42.5°	10490.7	9975.3	7027.0	4073.9	3237.3	3030.1	2750.8	2426.4	2188.7	2055.5	2036.2
45°	11467.1	10608.0	6572.5	3515.1	2932.2	2800.5	2484.2	2185.5	2037.8	1939.9	1923.7
47.5°	12581.5	11317.7	6095.7	3060.7	2673.6	2585.3	2270.6	2077.9	1960.7	1883.6	1869.2
50°	13951.2	12119.1	5589.8	2688.2	2413.5	2326.8	2169.5	2018.5	1925.3	1866.0	1851.5
52.5°	15496.0	13023.1	5225.3	2394.3	2198.4	2135.8	2116.5	1986.3	1910.9	1866.0	1851.5
55°	17159.7	13943.2	4831.8	2146.9	2012.0	2029.7	2081.2	1989.6	1938.2	1883.6	1862.7
57.5°	18824.9	14893.9	4393.5	1938.2	1864.3	1951.0	2057.0	1996.0	1952.6	1899.7	1880.4
60°	20141.6	15496.0	3714.3	1763.1	1747.1	1864.3	1999.2	1947.9	1891.6	1893.3	1890.0
62.5°	20756.7	15464.0	2964.3	1607.4	1629.9	1747.1	1906.1	1872.4	1825.8	1888.4	1893.3
65°	20411.4	14693.1	2307.5	1466.1	1504.6	1625.1	1809.7	1835.4	1851.5	1971.9	1988.0
67.5°	18963.0	13193.3	1787.3	1342.5	1390.6	1541.6	1819.4	1999.2	2020.1	2146.9	2145.4
69°	17464.7	11786.6	1552.8	1278.3	1334.4	1562.5	1944.6	2103.6	2024.9	2159.8	2140.5
70°	16209.0	10673.8	1427.6	1234.9	1308.7	1599.4	2028.2	2102.0	2000.9	2116.5	2084.3
72.5°	12483.6	7678.9	1210.8	1154.6	1222.0	1530.3	2052.2	2055.5	1944.6	1967.1	1912.6
75°	8562.1	4852.7	1056.7	1045.4	1090.4	1379.3	1975.2	1963.9	1798.5	1766.4	1721.4
77.5°	4721.1	2464.9	897.6	941.0	971.5	1222.0	1795.3	1779.3	1642.8	1575.3	1559.2
80°	1821.0	1079.1	757.9	836.6	855.9	1058.2	1573.7	1559.2	1445.2	1358.5	1334.4
82.5°	687.3	565.3	626.3	724.2	717.8	873.6	1332.9	1324.8	1214.0	1087.1	1048.5
85°	317.9	338.8	496.2	597.4	550.8	647.1	1066.2	1080.7	945.8	794.9	794.9
87.5°	134.9	189.5	351.7	451.2	370.9	436.8	782.0	746.7	685.7	475.3	446.4
90°	0.0	0.0	0.0	0.0	0.0	0.0	0.0	0.0	0.0	0.0	0.0

(END OF REPORT)